



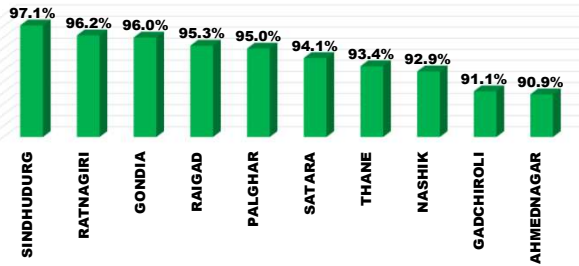
# ग्रामीण गृहनिर्माण

दैनिक प्रगती अहवाल : ०२.११.२०२३

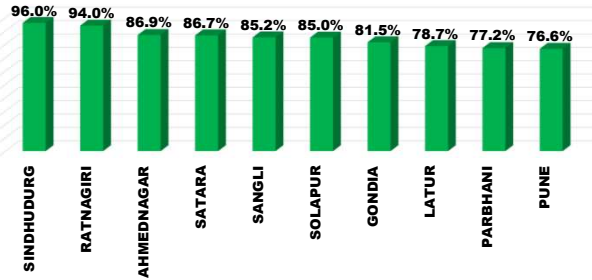
प्रधानमंत्री आवास योजना ग्रामीण – मंजूरी, पूर्ण घरकुले, हप्ते वितरण, भूमिहीन, आर्थिकदृष्ट्या अपूर्ण  
राज्य पुरस्कृत ग्रामीण आवास योजना – मंजूरी, पूर्ण घरकुले, हप्ते वितरण, आर्थिकदृष्ट्या अपूर्ण

योजना	एकूण मंजूरी	दैनिक मंजूरी	एकूण पूर्ण	दैनिक पूर्ण घरकुले	दैनिक पहिला हप्ता वितरीत	दैनिक दुसरा हप्ता वितरीत	दैनिक तिसरा हप्ता वितरीत
प्रधानमंत्री आवास योजना ग्रामीण	१३८३८९०	०	११९१२०७	१७९	८७	३१२	४२०
राज्य योजना	६३८८८४	५२०	४५२८८६	२३५	१७७	८४	१००
एकूण	२०२२७७४	५२०	१६४४०९३	४१४	२६४	३९६	५२०

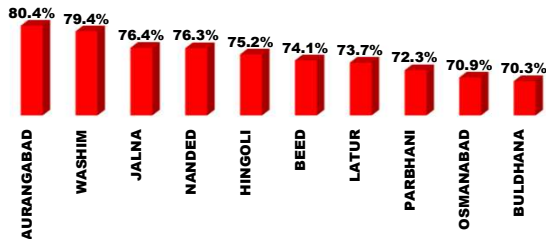
PMAY-G Completion TOP 10 Dist.



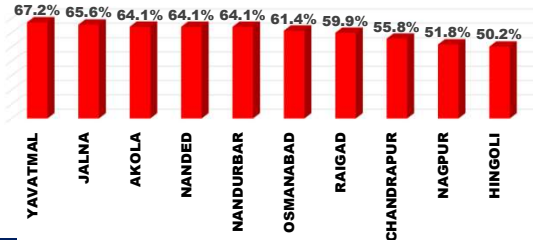
State Schemes Completion TOP 10 Dist.



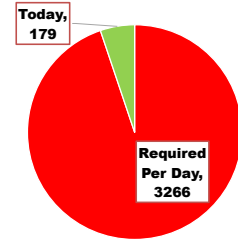
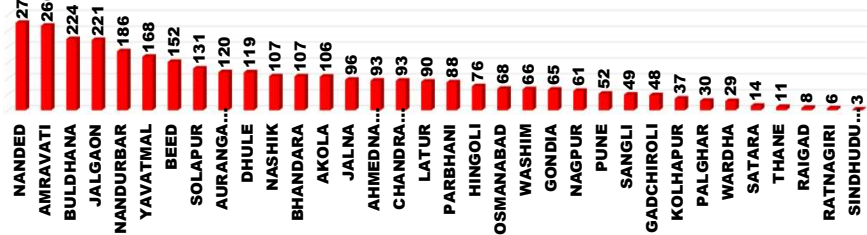
PMAY-G Completion Bottom 10 Dist.



State Schemes Completion Bottom 10 Dist.



PMAY-G Required Pace of Completion Per Day



राज्य व्यवस्थापन कक्ष- ग्रामीण गृहनिर्माण

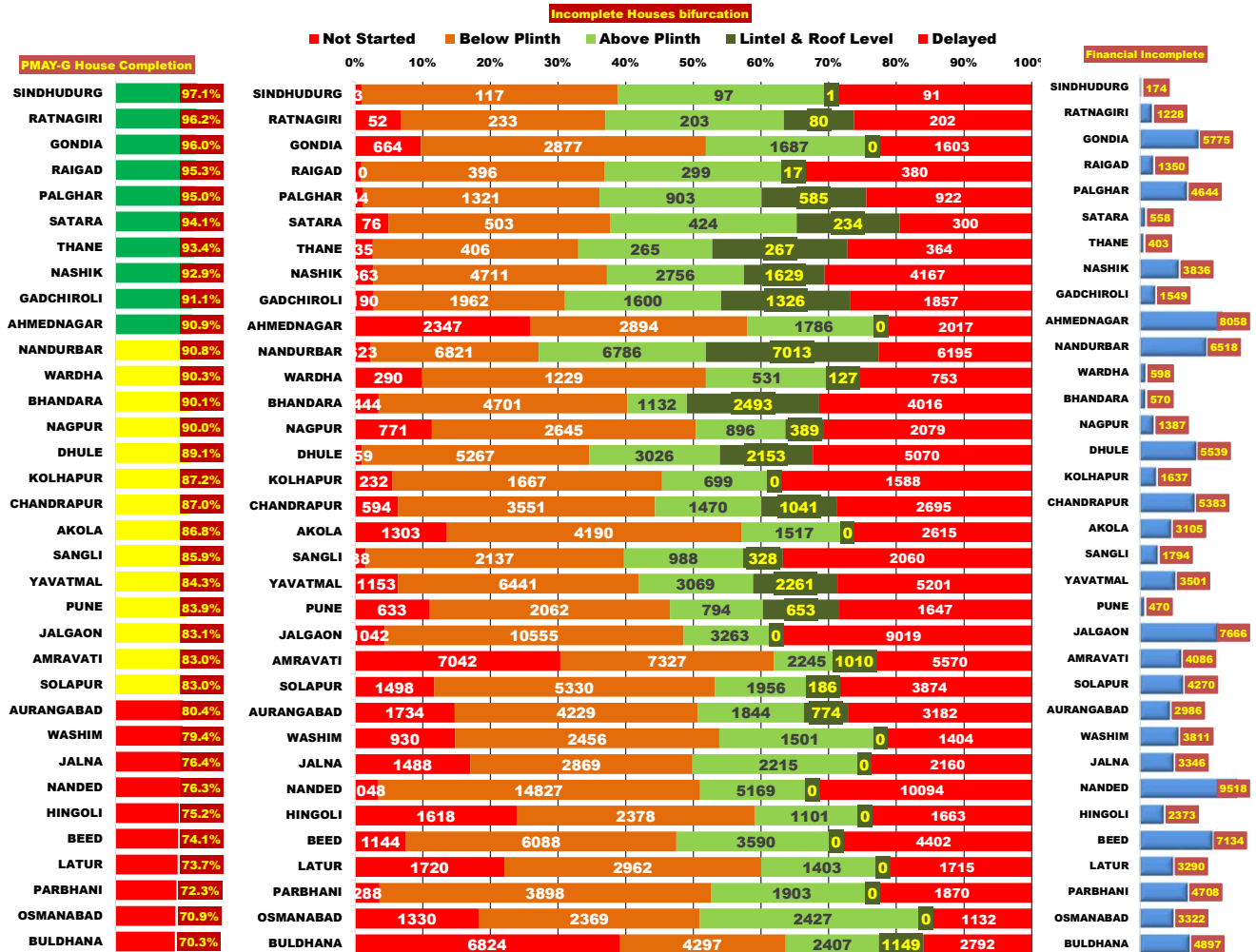
४ था मजला, दक्षिण कक्ष, सिडको भवन, सीबीडी बेलगापुर, नवी मुंबई - ४०० ६१४.

प्रधानमंत्री आवास योजना - ग्रामीण : भूमिहीन लाभार्थी अहवाल

Sr. No.	District	Google Sheet Report			AwaasSoft Report			
		Total Landless	Provided land	Remaining	Landless beneficiaries tagged in AwaasSoft	Landless beneficiaries provided land	Remaining Landless	Remaining Tag (provided land)
1	DHULE	18	18	0	19	19	0	-1
2	GADCHIROLI	9	9	0	9	9	0	0
3	GONDIA	2450	2450	0	2452	2324	128	126
4	KOLHAPUR	257	257	0	244	228	16	29
5	NANDURBAR	0	0	0	0	0	0	0
6	PALGHAR	11	11	0	11	11	0	0
7	RAIGAD	6	6	0	6	6	0	0
8	RATNAGIRI	23	23	0	23	23	0	0
9	SINDHUDURG	420	420	0	416	416	0	4
10	SATARA	788	762	26	793	638	155	124
11	THANE	110	81	29	116	60	56	21
12	NANDED	354	322	32	361	263	98	59
13	BEED	212	125	87	354	66	288	59
14	SANGLI	310	216	94	283	139	144	77
15	NASHIK	1680	1513	167	1708	1458	250	55
16	WARDHA	2081	1914	167	2211	1912	299	2
17	PARBHANI	307	63	244	280	77	203	-14
18	PUNE	2056	1681	375	2048	866	1182	815
19	BHANDARA	4814	4417	397	4814	4497	317	-80
20	CHANDRAPUR	2382	1913	469	2372	1750	622	163
21	NAGPUR	4411	3845	566	4372	3572	800	273
22	WASHIM	2577	1791	786	2611	1481	1130	310
23	AKOLA	6314	5418	896	6311	5400	911	18
24	HINGOLI	1713	796	917	1709	466	1243	330
25	YAVATMAL	2953	2014	939	3021	1972	1049	42
26	JALNA	1359	406	953	1373	85	1288	321
27	LATUR	2178	1194	984	2165	809	1356	385
28	OSMANABAD	2085	1075	1010	2060	102	1958	973
29	JALGAON	22487	21460	1027	22218	20613	1605	847
30	AURANGABAD	3266	1700	1566	3155	1805	1350	-105
31	SOLAPUR	5798	4139	1659	5392	3943	1449	196
32	AHMEDNAGAR	7528	5256	2272	7665	5130	2535	126
33	BULDHANA	15230	9711	5519	15579	9620	5959	91
34	AMRAVATI	20602	13802	6800	20185	13641	6544	161
	<b>Total</b>	<b>116789</b>	<b>88808</b>	<b>27981</b>	<b>116336</b>	<b>83401</b>	<b>32935</b>	<b>5607</b>

## प्रधानमंत्री आवास योजना ग्रामीण - पूर्ण घरकूले

Sr. No.	Division	Sanction	01.11.2023	02.11.2023	Daily Achivement	Remaining	Completed & verified	Remaining verified
1	AMRAVATI DIV.	266639	217595	217659	64	48980	209983	7676
2	NASHIK DIV.	410167	367238	367298	60	42869	347770	19528
3	PUNE DIV.	116705	99920	99940	20	16765	96312	3628
4	AURANGABAD DIV.	234039	177096	177115	19	56924	169040	8075
5	NAGPUR DIV.	286956	263178	263192	14	23764	255168	8024
6	KONKAN DIV.	69384	66001	66003	2	3381	64050	1953
<b>Total</b>		<b>1383890</b>	<b>1191028</b>	<b>1191207</b>	<b>179</b>	<b>192683</b>	<b>1142323</b>	<b>48884</b>



प्रधानमंत्री आवास योजना ग्रामीण - पूर्ण घरकूले

Sr. No.	District	Sanction	01.11.2023	02.11.2023	Daily Achivement	Remaining	Completed & verified	Remaining verified
1	AMRAVATI	92390	76686	76709	23	15681	74766	1943
2	NASHIK	89279	82941	82964	23	6315	79820	3144
3	YAVATMAL	63397	53442	53460	18	9937	50473	2987
4	AKOLA	47383	41131	41147	16	6236	40400	747
5	NANDURBAR	118692	107725	107740	15	10952	97449	10291
6	AURANGABAD	36139	29059	29070	11	7069	27558	1512
7	SOLAPUR	45508	37743	37754	11	7754	36538	1216
8	JALGAON	77306	64249	64258	9	13048	62506	1752
9	AHMEDNAGAR	60265	54746	54754	8	5511	53975	779
10	NAGPUR	36147	32535	32543	8	3604	31446	1097
11	BULDHANA	44451	31234	31241	7	13210	29774	1467
12	SATARA	14360	13512	13518	6	842	13123	395
13	DHULE	64625	57577	57582	5	7043	54020	3562
14	CHANDRAPUR	42204	36699	36702	3	5502	35548	1154
15	OSMANABAD	13738	9744	9747	3	3991	8554	1193
16	HINGOLI	18025	13550	13552	2	4473	13101	451
17	PALGHAR	35184	33419	33421	2	1763	32331	1090
18	BEED	34654	25672	25673	1	8981	24237	1436
19	GADCHIROLI	31605	28800	28801	1	2804	26527	2274
20	GONDIA	95769	91925	91926	1	3843	91363	563
21	JALNA	24021	18348	18349	1	5672	17459	890
22	KOLHAPUR	17023	14839	14840	1	2183	14520	320
23	NANDED	68525	52299	52300	1	16225	50590	1710
24	PUNE	19139	16061	16062	1	3077	14997	1065
25	SANGLI	20675	17765	17766	1	2909	17134	632
26	WARDHA	17683	15967	15968	1	1715	15506	462
27	BHANDARA	63548	57252	57252	0	6296	54778	2474
28	LATUR	20218	14895	14895	0	5323	14477	418
29	PARBHANI	18719	13529	13529	0	5190	13064	465
30	RAIGAD	9791	9326	9326	0	465	9069	257
31	RATNAGIRI	9770	9397	9397	0	373	9202	195
32	SINDHUDURG	5069	4921	4921	0	148	4851	70
33	THANE	9570	8938	8938	0	632	8597	341
34	WASHIM	19018	15102	15102	0	3916	14570	532
<b>Total</b>		<b>1383890</b>	<b>1191028</b>	<b>1191207</b>	<b>179</b>	<b>192683</b>	<b>1142323</b>	<b>48884</b>

राज्यपुरस्कृत आवास योजना ग्रामीण - मंजूरी

Sr. No.	Division	Target	01.11.2023	02.11.2023	Daily Achivement	Sanction %	Remaining	Sanction State Rank
1	NAGPUR DIV.	164085	117002	117275	273	71.5%	46810	3
2	NASHIK DIV.	207158	124396	124591	195	60.1%	82567	5
3	AMRAVATI DIV.	157836	110080	110124	44	69.8%	47712	4
4	PUNE DIV.	79408	67326	67332	6	84.8%	12076	2
5	AURANGABAD DIV.	273260	183666	183668	2	67.2%	89592	6
6	KONKAN DIV.	44680	35898	35894	0	80.3%	8786	1
<b>Total</b>		<b>926427</b>	<b>638368</b>	<b>638884</b>	<b>520</b>	<b>69.0%</b>	<b>287543</b>	

Sr. No.	District	Target	01.11.2023	02.11.2023	Daily Achivement	Sanction %	Remaining	Sanction State Rank
1	WARDHA	14707	13535	13693	158	93.1%	1014	4
2	NANDURBAR	51420	17578	17733	155	34.5%	33687	34
3	CHANDRAPUR	54555	36596	36711	115	67.3%	17844	31
4	NASHIK	49930	25819	25859	40	51.8%	24071	33
5	WASHIM	15866	12187	12223	36	77.0%	3643	10
6	YAVATMAL	41980	30851	30859	8	73.5%	11121	23
7	PUNE	17336	13829	13835	6	79.8%	3501	9
8	PARBHANI	29060	18933	18935	2	65.2%	10125	22
9	AHMEDNAGAR	39938	34895	34895	0	87.4%	5043	15
10	AKOLA	34781	23214	23214	0	66.7%	11567	26
11	AMRAVATI	36242	22845	22845	0	63.0%	13397	28
12	AURANGABAD	36954	25703	25703	0	69.6%	11251	25
13	BEED	33057	26182	26182	0	79.2%	6875	18
14	BHANDARA	22211	17617	17617	0	79.3%	4594	13
15	BULDHANA	28967	20983	20983	0	72.4%	7984	19
16	DHULE	31453	20308	20308	0	64.6%	11145	24
17	GADCHIROLI	20609	16327	16327	0	79.2%	4282	11
18	GONDIA	18712	13882	13882	0	74.2%	4830	14
19	HINGOLI	38798	23747	23747	0	61.2%	15051	30
20	JALGAON	34417	25796	25796	0	75.0%	8621	20
21	JALNA	41057	21046	21046	0	51.3%	20011	32
22	KOLHAPUR	16830	14882	14882	0	88.4%	1948	7
23	LATUR	35747	26877	26877	0	75.2%	8870	21
24	NAGPUR	33291	19045	19045	0	57.2%	14246	29
25	NANDED	34410	22399	22399	0	65.1%	12011	27
26	OSMANABAD	24177	18779	18779	0	77.7%	5398	17
27	PALGHAR	16073	11748	11748	0	73.1%	4325	12
28	RAIGAD	10569	9113	9113	0	86.2%	1456	5
29	RATNAGIRI	7197	6697	6697	0	93.1%	500	3
30	SANGLI	10132	8604	8604	0	84.9%	1528	6
31	SATARA	11532	11532	11532	0	100.0%	0	1
32	SINDHUDURG	2267	2110	2110	0	93.1%	157	2
33	SOLAPUR	23578	18479	18479	0	78.4%	5099	16
34	THANE	8574	6230	6226	-4	72.6%	2348	8
<b>Total</b>		<b>926427</b>	<b>638368</b>	<b>638884</b>	<b>520</b>	<b>69.0%</b>	<b>287543</b>	

राज्यपुरस्कृत आवास योजना ग्रामीण - प्रलंबीत मंजूरी

Sr. No.	Division	रमाई आवास योजना	शबरी आवास योजना	आदीम आवास योजना	पारधी आवास योजना	य.च.मु.व योजना	पुण्यश्लोक अहिल्यादेवी होळकर धरकूल योजना	एकूण
1	KONKAN DIV.	1463	7273	25	3	22	0	8786
2	PUNE DIV.	8923	2914	4	55	20	160	12076
3	NAGPUR DIV.	25848	19541	82	2	1321	16	46810
4	AMRAVATI DIV.	28124	18604	136	9	794	45	47712
5	NASHIK DIV.	21447	61012	61	18	0	29	82567
6	AURANGABAD DIV.	60068	26010	238	26	2364	886	89592
	<b>Total</b>	<b>145873</b>	<b>135354</b>	<b>546</b>	<b>113</b>	<b>4521</b>	<b>1136</b>	<b>287543</b>

Sr. No.	District	रमाई आवास योजना	शबरी आवास योजना	आदीम आवास योजना	पारधी आवास योजना	य.च.मु.व योजना	पुण्यश्लोक अहिल्यादेवी होळकर धरकूल योजना	एकूण
1	SATARA	0	0	0	0	0	0	0
2	SINDHUDURG	127	14	16	0	0	0	157
3	RATNAGIRI	393	84	0	1	22	0	500
4	WARDHA	352	660	2	0	0	0	1014
5	RAIGAD	523	931	0	2	0	0	1456
6	SANGLI	1486	30	0	12	0	0	1528
7	KOLHAPUR	1753	35	0	0	0	160	1948
8	THANE	321	2021	6	0	0	0	2348
9	PUNE	854	2609	4	14	20	0	3501
10	WASHIM	2389	1216	0	0	0	38	3643
11	GADCHIROLI	1075	3181	26	0	0	0	4282
12	PALGHAR	99	4223	3	0	0	0	4325
13	BHANDARA	3087	1444	0	0	62	1	4594
14	GONDIA	3245	1570	0	0	0	15	4830
15	AHMEDNAGAR	2655	2388	0	0	0	0	5043
16	SOLAPUR	4830	240	0	29	0	0	5099
17	OSMANABAD	3669	194	0	0	1535	0	5398
18	BEED	5571	1298	0	6	0	0	6875
19	BULDHANA	5765	2212	0	0	0	7	7984
20	JALGAON	3566	5024	0	2	0	29	8621
21	LATUR	7086	933	0	4	14	833	8870
22	PARBHANI	7664	2217	0	0	196	48	10125
23	YAVATMAL	5756	4596	136	1	632	0	11121
24	DHULE	3859	7286	0	0	0	0	11145
25	AURANGABAD	7156	4089	0	6	0	0	11251
26	AKOLA	8986	2580	0	1	0	0	11567
27	NANDED	5154	6611	238	8	0	0	12011
28	AMRAVATI	5228	8000	0	7	162	0	13397
29	NAGPUR	12086	2156	0	0	4	0	14246
30	HINGOLI	6805	8246	0	0	0	0	15051
31	CHANDRAPUR	6003	10530	54	2	1255	0	17844
32	JALNA	16963	2422	0	2	619	5	20011
33	NASHIK	10412	13592	61	6	0	0	24071
34	NANDURBAR	955	32722	0	10	0	0	33687
	<b>Total</b>	<b>145873</b>	<b>135354</b>	<b>546</b>	<b>113</b>	<b>4521</b>	<b>1136</b>	<b>287543</b>

राज्यपुरस्कृत आवास योजना ग्रामीण - पूर्ण घरकूले

Sr. No.	Division	Sanction	01.11.2023	02.11.2023	Daily Achivement	Completion %	Remaining	To be Completed in Per Day till 30.11.23
1	NASHIK DIV.	124591	95265	95319	54	76.5%	29272	1045
2	AURANGABAD DIV.	183668	123575	123629	54	67.3%	60039	2144
3	NAGPUR DIV.	117275	76525	76576	51	65.3%	40699	1454
4	AMRAVATI DIV.	110124	75806	75841	35	68.9%	34283	1224
5	KONKAN DIV.	35894	26765	26796	31	74.7%	9098	325
6	PUNE DIV.	67332	54715	54725	10	81.3%	12607	450
	<b>Total</b>	<b>638884</b>	<b>452651</b>	<b>452886</b>	<b>235</b>	<b>70.9%</b>	<b>185998</b>	<b>6643</b>

Sr. No.	District	Sanction	01.11.2023	02.11.2023	Daily Achivement	Completion %	Remaining	To be Completed in Per Day till 30.11.23
1	RAIGAD	9113	5431	5457	26	59.9%	3656	131
2	CHANDRAPUR	36711	20463	20486	23	55.8%	16225	579
3	YAVATMAL	30859	20725	20745	20	67.2%	10114	361
4	AURANGABAD	25703	18096	18113	17	70.5%	7590	271
5	NASHIK	25859	19760	19777	17	76.5%	6082	217
6	HINGOLI	23747	11912	11928	16	50.2%	11819	422
7	JALGAON	25796	19362	19378	16	75.1%	6418	229
8	AHMEDNAGAR	34895	30327	30338	11	86.9%	4557	163
9	NAGPUR	19045	9845	9856	11	51.8%	9189	328
10	BEED	26182	18136	18146	10	69.3%	8036	287
11	GONDIA	13882	11309	11318	9	81.5%	2564	92
12	BULDHANA	20983	15530	15537	7	74.0%	5446	195
13	LATUR	26877	21133	21140	7	78.7%	5737	205
14	NANDURBAR	17733	11354	11361	7	64.1%	6372	228
15	GADCHIROLI	16327	12098	12104	6	74.1%	4223	151
16	AMRAVATI	22845	16207	16211	4	71.0%	6634	237
17	RATNAGIRI	6697	6289	6293	4	94.0%	404	14
18	SATARA	11532	9994	9998	4	86.7%	1534	55
19	DHULE	20308	14462	14465	3	71.2%	5843	209
20	OSMANABAD	18779	11530	11533	3	61.4%	7246	259
21	AKOLA	23214	14889	14891	2	64.1%	8323	297
22	BHANDARA	17617	13085	13087	2	74.3%	4530	162
23	SANGLI	8604	7328	7330	2	85.2%	1274	46
24	SOLAPUR	18479	15712	15714	2	85.0%	2765	99
25	WASHIM	12223	8455	8457	2	69.2%	3766	135
26	KOLHAPUR	14882	11084	11085	1	74.5%	3797	136
27	NANDED	22399	14356	14357	1	64.1%	8042	287
28	PALGHAR	11748	8697	8698	1	74.0%	3050	109
29	PUNE	13835	10597	10598	1	76.6%	3237	116
30	JALNA	21046	13802	13802	0	65.6%	7244	259
31	PARBHANI	18935	14610	14610	0	77.2%	4325	154
32	SINDHUDURG	2110	2026	2026	0	96.0%	84	3
33	THANE	6226	4322	4322	0	69.4%	1904	68
34	WARDHA	13693	9725	9725	0	71.0%	3968	142
	<b>Total</b>	<b>638884</b>	<b>452651</b>	<b>452886</b>	<b>235</b>	<b>70.9%</b>	<b>185998</b>	<b>6643</b>

राज्य योजना अपूर्ण घरकुले

Sr. No.	Division	रमाई आवास योजना	शबरी आवास योजना	आदीम आवास योजना	पारधी आवास योजना	व.च.मु.व योजना	पुण्यश्लोक अहिल्यादेवी होळकर घरकुल योजना	एकूण
1	KONKAN DIV.	965	7713	402	0	6	12	9098
2	PUNE DIV.	10516	1571	56	55	52	357	12607
3	NASHIK DIV.	10893	17961	25	108	122	163	29272
4	AMRAVATI DIV.	18656	11648	2091	185	1626	77	34283
5	NAGPUR DIV.	12003	22622	782	21	5250	21	40699
6	AURANGABAD DIV.	47900	9693	42	61	2044	299	60039
	<b>Total</b>	<b>100933</b>	<b>71208</b>	<b>3398</b>	<b>430</b>	<b>9100</b>	<b>929</b>	<b>185998</b>

Sr. No.	District	रमाई आवास योजना	शबरी आवास योजना	आदीम आवास योजना	पारधी आवास योजना	व.च.मु.व योजना	पुण्यश्लोक अहिल्यादेवी होळकर घरकुल योजना	एकूण
1	SINDHUDURG	83	1	0	0	0	0	84
2	RATNAGIRI	374	20	4	0	6	0	404
3	SANGLI	1264	7	0	3	0	0	1274
4	SATARA	1484	26	0	0	24	0	1534
5	THANE	232	1505	167	0	0	0	1904
6	GONDIA	1234	1330	0	0	0	0	2564
7	SOLAPUR	2677	69	0	8	11	0	2765
8	PALGHAR	63	2884	103	0	0	0	3050
9	PUNE	1680	1457	56	44	0	0	3237
10	RAIGAD	213	3303	128	0	0	12	3656
11	WASHIM	2853	910	0	2	0	1	3766
12	KOLHAPUR	3411	12	0	0	17	357	3797
13	WARDHA	1628	2097	242	1	0	0	3968
14	GADCHIROLI	1281	2670	272	0	0	0	4223
15	PARBHANI	2892	994	0	0	237	202	4325
16	BHANDARA	2218	1092	0	0	1199	21	4530
17	AHMEDNAGAR	2486	2036	0	15	20	0	4557
18	BULDHANA	4354	999	0	17	0	76	5446
19	LATUR	5568	116	0	0	53	0	5737
20	DHULE	2078	3650	0	13	102	0	5843
21	NASHIK	2355	3676	25	26	0	0	6082
22	NANDURBAR	911	5461	0	0	0	0	6372
23	JALGAON	3063	3138	0	54	0	163	6418
24	AMRAVATI	3079	3413	0	28	114	0	6634
25	JALNA	5484	65	0	6	1592	97	7244
26	OSMANABAD	6898	145	0	41	162	0	7246
27	AURANGABAD	6301	1283	0	6	0	0	7590
28	BEED	7604	424	0	8	0	0	8036
29	NANDED	7589	411	42	0	0	0	8042
30	AKOLA	6250	2047	0	26	0	0	8323
31	NAGPUR	778	8400	0	6	5	0	9189
32	YAVATMAL	2120	4279	2091	112	1512	0	10114
33	HINGOLI	5564	6255	0	0	0	0	11819
34	CHANDRAPUR	4864	7033	268	14	4046	0	16225
	<b>Total</b>	<b>100933</b>	<b>71208</b>	<b>3398</b>	<b>430</b>	<b>9100</b>	<b>929</b>	<b>185998</b>



प्रधानमंत्री आवास योजना ग्रामीण - हप्ते वितरण

Sr. No.	Division	1st Installment (Daily Achivement)	1st Installment Remaining	2nd Installment (Daily Achivement)	2nd Installment Remaining	3rd Installment (Daily Achivement)	3rd Installment Remaining
1	NASHIK DIV.	23	4534	81	30248	113	17617
2	AURANGABAD DIV.	19	10370	90	39620	96	19652
3	AMRAVATI DIV.	26	17252	62	24711	81	10739
4	NAGPUR DIV.	13	2953	59	16965	80	7316
5	PUNE DIV.	6	2527	18	11699	40	4861
6	KONKAN DIV.	0	144	2	2473	10	1767
	<b>Total</b>	<b>87</b>	<b>37780</b>	<b>312</b>	<b>125716</b>	<b>420</b>	<b>61952</b>

Sr. No.	District	1st Installment (Daily Achivement)	1st Installment Remaining	2nd Installment (Daily Achivement)	2nd Installment Remaining	3rd Installment (Daily Achivement)	3rd Installment Remaining
1	JALGAON	18	1042	68	10555	56	3263
2	BHANDARA	8	444	22	4701	35	1132
3	DHULE	0	159	8	5267	46	3026
4	AURANGABAD	3	1734	16	4229	22	1844
5	NANDED	2	1048	33	14827	6	5169
6	AKOLA	1	1303	24	4190	15	1517
7	BULDHANA	3	6824	11	4297	26	2407
8	SOLAPUR	5	1498	9	5330	26	1956
9	GADCHIROLI	1	190	14	1962	23	1600
10	JALNA	5	1488	23	2869	9	2215
11	YAVATMAL	4	1153	12	6441	20	3069
12	AMRAVATI	13	7042	3	7327	13	2245
13	LATUR	4	1720	7	2962	15	1403
14	WASHIM	5	930	12	2456	7	1501
15	GONDIA	0	664	12	2877	10	1687
16	HINGOLI	5	1618	3	2378	13	1101
17	BEED	0	1144	7	6088	13	3590
18	PARBHANI	0	288	1	3898	18	1903
19	NAGPUR	1	771	5	2645	8	896
20	SATARA	1	76	6	503	7	424
21	NASHIK	3	363	4	4711	5	2756
22	CHANDRAPUR	2	594	5	3551	3	1470
23	PUNE	0	633	3	2062	4	794
24	RATNAGIRI	-2	52	0	233	6	203
25	NANDURBAR	2	623	1	6821	2	6786
26	AHMEDNAGAR	0	2347	0	2894	4	1786
27	RAIGAD	0	10	1	396	3	299
28	KOLHAPUR	0	232	0	1667	3	699
29	WARDHA	1	290	1	1229	1	531
30	PALGHAR	0	44	0	1321	1	903
31	THANE	0	35	1	406	0	265
32	OSMANABAD	0	1330	0	2369	0	2427
33	SANGLI	0	88	0	2137	0	988
34	SINDHUDURG	0	3	0	117	0	97
	<b>Total</b>	<b>87</b>	<b>37780</b>	<b>312</b>	<b>125716</b>	<b>420</b>	<b>61952</b>

राज्यपुरस्कृत आवास योजना ग्रामीण - हप्ते वितरण

Sr. No.	Division	1st Installment (Daily Achievement)	1st Installment Remaining	2nd Installment (Daily Achievement)	2nd Installment Remaining	3rd Installment (Daily Achievement)	3rd Installment Remaining
1	AURANGABAD DIV.	20	11856	43	30543	54	12147
2	NAGPUR DIV.	30	9293	30	22441	16	4115
3	AMRAVATI DIV.	59	7117	4	17199	5	5041
4	KONKAN DIV.	58	1582	2	4536	2	1289
5	NASHIK DIV.	0	5606	5	12154	17	5854
6	PUNE DIV.	10	3984	0	4845	6	1855
	<b>Total</b>	<b>177</b>	<b>39438</b>	<b>84</b>	<b>91718</b>	<b>100</b>	<b>30301</b>

Sr. No.	District	1st Installment (Daily Achievement)	1st Installment Remaining	2nd Installment (Daily Achievement)	2nd Installment Remaining	3rd Installment (Daily Achievement)	3rd Installment Remaining
1	BULDHANA	57	527	0	2053	0	937
2	THANE	37	678	2	847	1	144
3	NANDED	4	1836	10	5137	18	1440
4	CHANDRAPUR	2	2199	17	10646	9	1597
5	HINGOLI	3	2677	14	6603	10	1685
6	RAIGAD	21	803	0	1954	0	486
7	LATUR	11	858	2	2588	6	1418
8	NAGPUR	13	3469	0	4818	5	420
9	BEED	0	1039	6	3454	11	2437
10	KOLHAPUR	10	2393	0	983	5	230
11	WARDHA	13	1565	2	1851	0	251
12	OSMANABAD	0	1953	8	3878	6	1193
13	AHMEDNAGAR	0	261	4	2666	7	1224
14	JALGAON	0	609	1	3270	10	1417
15	BHANDARA	2	1172	6	2073	2	355
16	AMRAVATI	2	805	2	3887	4	1011
17	GADCHIROLI	0	493	5	1803	0	976
18	AURANGABAD	1	1585	2	3019	0	1462
19	PARBHANI	1	692	0	2676	2	916
20	YAVATMAL	0	1124	2	5968	1	1464
21	JALNA	0	1216	1	3188	1	1596
22	SINDHUDURG	0	2	0	52	1	13
23	SOLAPUR	0	512	0	1245	1	553
24	AKOLA	0	3273	0	3676	0	1013
25	DHULE	0	172	0	2595	0	1483
26	GONDIA	0	395	0	1250	0	516
27	NANDURBAR	0	3268	0	994	0	801
28	NASHIK	0	1296	0	2629	0	929
29	PALGHAR	0	51	0	1571	0	574
30	PUNE	0	772	0	1250	0	459
31	RATNAGIRI	0	48	0	112	0	72
32	SANGLI	0	221	0	568	0	248
33	SATARA	0	86	0	799	0	365
34	WASHIM	0	1388	0	1615	0	616
	<b>Total</b>	<b>177</b>	<b>39438</b>	<b>84</b>	<b>91718</b>	<b>100</b>	<b>30301</b>

राज्य योजना: पहिला हप्ता प्रलंबीत

Sr. No.	Division	रमाई आवास योजना	शबरी आवास योजना	आदीम आवास योजना	पारधी आवास योजना	य.च.मु.व योजना	पुण्यश्लोक अहिल्यादेवी होळकर घरकुल योजना	एकूण
1	KONKAN DIV.	108	1447	27	0	0	0	1582
2	PUNE DIV.	3267	626	7	15	13	56	3984
3	NASHIK DIV.	502	5062	0	5	9	28	5606
4	AMRAVATI DIV.	4495	1796	139	18	668	1	7117
5	NAGPUR DIV.	2395	5648	173	2	1074	1	9293
6	AURANGABAD DIV.	8628	2306	13	21	682	206	11856
	<b>Total</b>	<b>19395</b>	<b>16885</b>	<b>359</b>	<b>61</b>	<b>2446</b>	<b>292</b>	<b>39438</b>

Sr. No.	District	रमाई आवास योजना	शबरी आवास योजना	आदीम आवास योजना	पारधी आवास योजना	य.च.मु.व योजना	पुण्यश्लोक अहिल्यादेवी होळकर घरकुल योजना	एकूण
1	SINDHUDURG	2	0	0	0	0	0	2
2	RATNAGIRI	47	1	0	0	0	0	48
3	PALGHAR	2	46	3	0	0	0	51
4	SATARA	79	2	0	0	5	0	86
5	DHULE	45	121	0	0	6	0	172
6	SANGLI	217	4	0	0	0	0	221
7	AHMEDNAGAR	130	126	0	2	3	0	261
8	GONDIA	183	212	0	0	0	0	395
9	GADCHIROLI	142	333	18	0	0	0	493
10	SOLAPUR	497	8	0	1	6	0	512
11	BULDHANA	254	272	0	0	0	1	527
12	JALGAON	249	329	0	3	0	28	609
13	THANE	24	638	16	0	0	0	678
14	PARBHANI	186	181	0	0	123	202	692
15	PUNE	140	611	7	14	0	0	772
16	RAIGAD	33	762	8	0	0	0	803
17	AMRAVATI	287	496	0	3	19	0	805
18	LATUR	789	16	0	0	53	0	858
19	BEED	910	123	0	6	0	0	1039
20	YAVATMAL	4	318	139	14	649	0	1124
21	BHANDARA	988	85	0	0	98	1	1172
22	JALNA	749	9	0	1	453	4	1216
23	NASHIK	73	1223	0	0	0	0	1296
24	WASHIM	1215	173	0	0	0	0	1388
25	WARDHA	524	902	139	0	0	0	1565
26	AURANGABAD	1184	398	0	3	0	0	1585
27	NANDED	1731	92	13	0	0	0	1836
28	OSMANABAD	1874	15	0	11	53	0	1953
29	CHANDRAPUR	483	723	16	1	976	0	2199
30	KOLHAPUR	2334	1	0	0	2	56	2393
31	HINGOLI	1205	1472	0	0	0	0	2677
32	NANDURBAR	5	3263	0	0	0	0	3268
33	AKOLA	2735	537	0	1	0	0	3273
34	NAGPUR	75	3393	0	1	0	0	3469
	<b>Total</b>	<b>19395</b>	<b>16885</b>	<b>359</b>	<b>61</b>	<b>2446</b>	<b>292</b>	<b>39438</b>

## प्रधानमंत्री आवास योजना ग्रामीण - Delayed Houses

■ पहिला हप्ता मिळाल्यानंतर १२ महिने उलटूनही अपूर्ण घरकुले
 ■ पहिला हप्ता मिळाल्यानंतर १८ महिने उलटूनही अपूर्ण घरकुले
 ■ पहिला हप्ता मिळाल्यानंतर २० दिवसानंतरही दुसरा हप्ता न मिळालेले घरकुले
 ■ दुसरा हप्ता मिळाल्यानंतर २० दिवसानंतरही तिसरा हप्ता न मिळालेले घरकुले
 ■ तिसरा हप्ता मिळाल्यानंतर २० दिवसानंतरही अपूर्ण घरांची संख्या

जिल्हा	पहिला हप्ता मिळाल्यानंतर १२ महिने उलटूनही अपूर्ण घरकुले	पहिला हप्ता मिळाल्यानंतर १८ महिने उलटूनही अपूर्ण घरकुले	पहिला हप्ता मिळाल्यानंतर २० दिवसानंतरही दुसरा हप्ता न मिळालेले घरकुले	दुसरा हप्ता मिळाल्यानंतर २० दिवसानंतरही तिसरा हप्ता न मिळालेले घरकुले	तिसरा हप्ता मिळाल्यानंतर २० दिवसानंतरही अपूर्ण घरांची संख्या
AHMEDNAGAR	2017	1389	2860	1564	17
AKOLA	2615	2151	3675	1133	30
AMRAVATI	5570	3996	7066	1800	232
AURANGABAD	3182	1424	4011	1354	139
BEED	4402	1296	5849	2364	115
BHANDARA	4016	2627	4171	791	225
BULDHANA	2792	1321	4137	1911	329
CHANDRAPUR	2695	1620	3465	1315	500
DHULE	5070	2862	5247	2376	222
GADCHIROLI	1857	1368	1944	1482	146
GONDIA	1603	1138	2824	1468	156
HINGOLI	1663	624	2320	845	45
JALGAON	9019	5686	10408	2512	147
JALNA	2160	774	2744	1698	134
KOLHAPUR	1588	1049	1614	566	27
LATUR	1715	531	2929	1106	68
NAGPUR	2079	1815	2541	814	64
NANDED	10094	6680	14371	3845	33
NANDURBAR	6195	3256	6779	6050	673
NASHIK	4167	3178	4624	2403	235
OSMANABAD	1132	584	1920	2197	7
PALGHAR	922	291	1337	840	113
PARBHANI	1870	574	3804	1455	31
PUNE	1647	1170	1989	681	74
RAIGAD	380	309	393	278	13
RATNAGIRI	202	44	228	191	25
SANGLI	2060	1565	2083	682	72
SATARA	300	176	475	321	45
SINDHUDURG	91	36	116	95	7
SOLAPUR	3874	2957	4791	1324	50
THANE	364	105	415	232	57
WARDHA	753	589	1107	499	56
WASHIM	1404	660	2250	1176	19
YAVATMAL	5201	2919	6175	2640	483